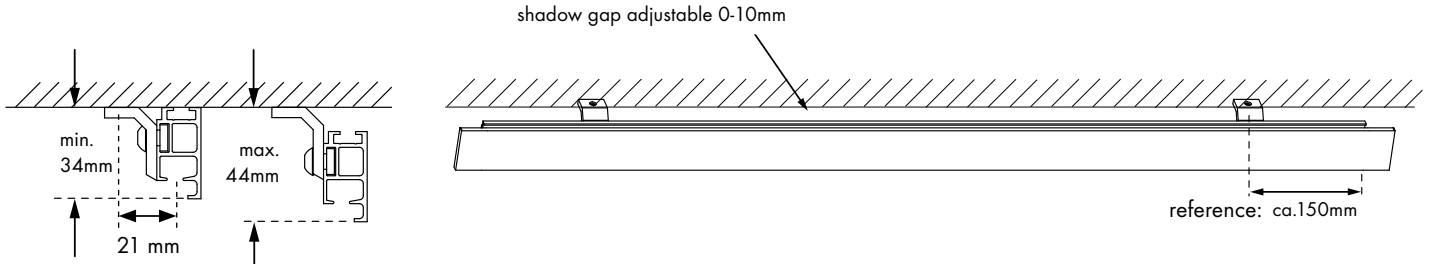


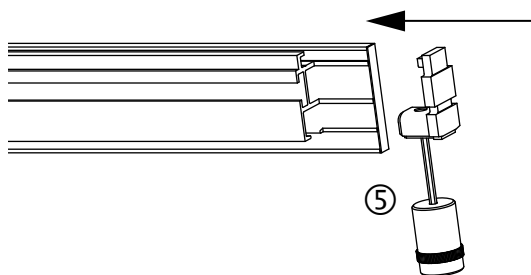
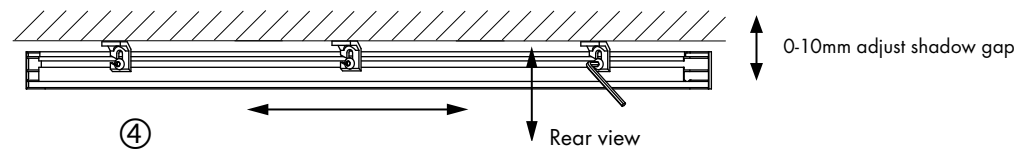
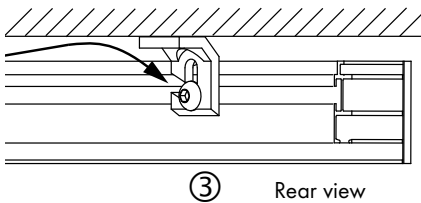
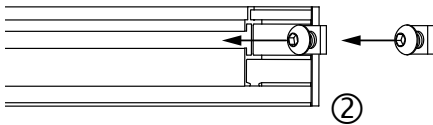
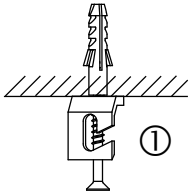
Installing Sphere pur traversing system

Dimensions for ceiling mounting



Installation procedure

1. Attach the brackets to the ceiling ①
2. Insert the screws with square nuts into the profile ②
3. Slide the profile ③, align and screw tight ④
4. Screw on the end cap ⑤



Care Instructions

- Use the products in dry interior areas only.
- Remove dust deposits from time to time using a lightweight damp cloth.
- Do not use scouring agents, polish or cleaning products that contain solvents.